

Scaled data based on original data using
LM-79-08 Approved Method: Electrical and Photometric Measurements of Solid-
State Lighting Products

Test Report Prepared for
Cooper Lighting Solutions
(formerly Eaton)

Brand: STREETWORKS

Report Number: P961435

Luminaire Tested: **NVN-SB2A-740-U-T1**

Issue Date: 1/21/2025

Test Information

Test Method: LM-79-08
Report Number: P961435
TEST IS SCALED FROM IESNA LM-79-08 TEST DATA (G2-2405-108-2)
Test Lab: INNOVATION CENTER
Issue Date: 1/21/2025
Manufacturer: COOPER LIGHTING SOLUTIONS (FORMERLY EATON)
Product Line: STREETWORKS
Catalog Number: NVN-SB2A-740-U-T1
Description: NAVION ROADWAY AND AREA HIGH DENSITY LED LUMINAIRE
(2) 70 CRI, 4000K, 350mA LIGHTSQUARES WITH 26 LEDS EACH AND TYPE I OPTICS
Light Source: -
Ballast/Driver: -

Summary

Lumens per Lamp: N/A
Luminaire Lumens: 9623.7 lumens
Efficiency: N/A
Efficacy: 168.0 lumens/watt
Luminous Opening: Rectangular (W 0.5' x L: 1' x H: 0')
IES Classification: Type I - Short
BUG Rating: B3 - U0 - G3

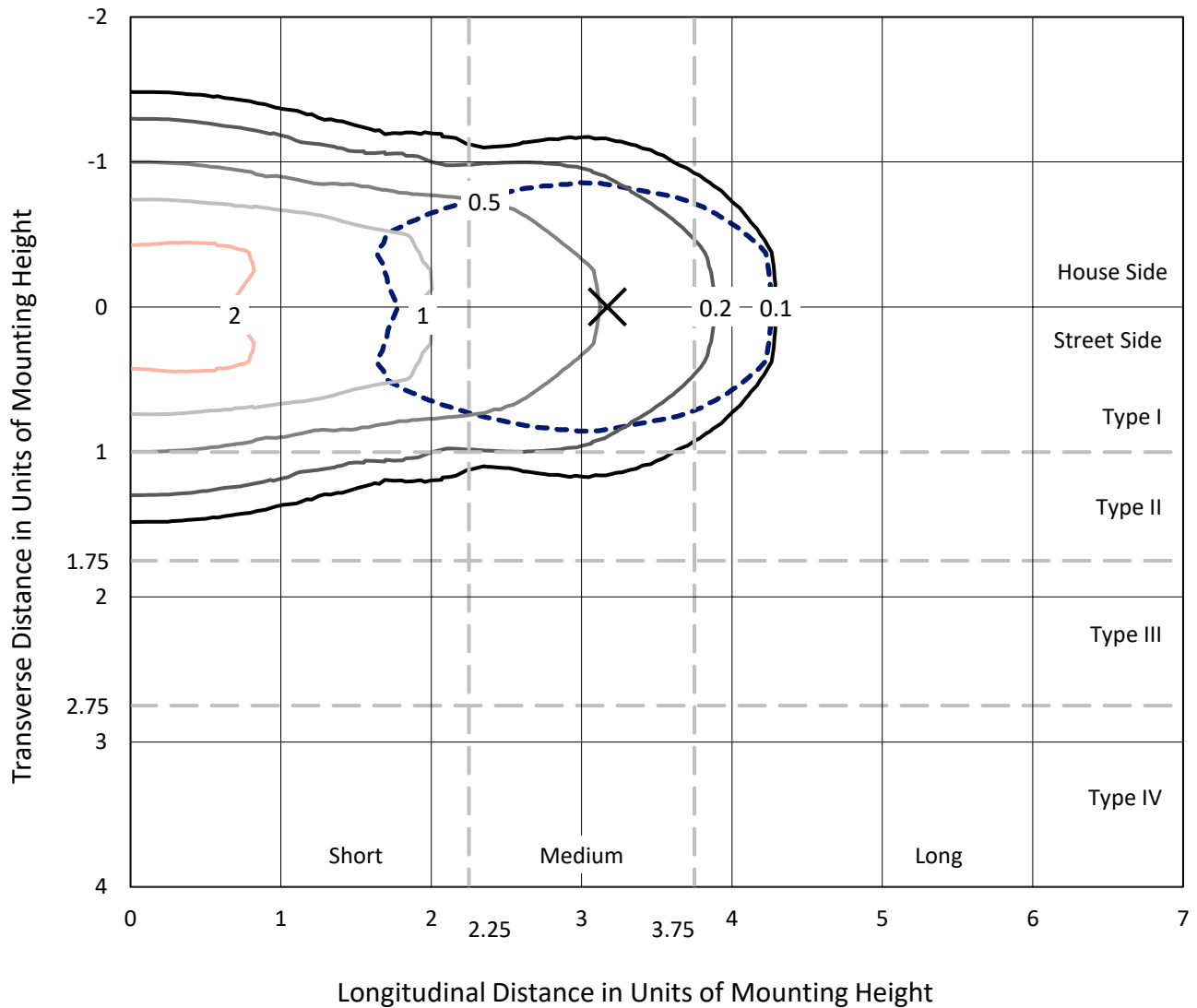
Input Watts (W): 57.3
Input Voltage (V): NR
Input Current (Ain): NR
Voltage Rise (V): NR
Power Factor: NR
Total Harmonic Distortion (THDi): NR
Frequency (hertz): 60
Stabilization Time: NR
Operation Time: NR
Ambient Temperature (°C): NR
Test Distance: 24 FT



REPORT NUMBER: P961435
 CATALOG NUMBER: NVN-SB2A-740-U-T1

Iso-Footcandle Lines of Horizontal Illumination

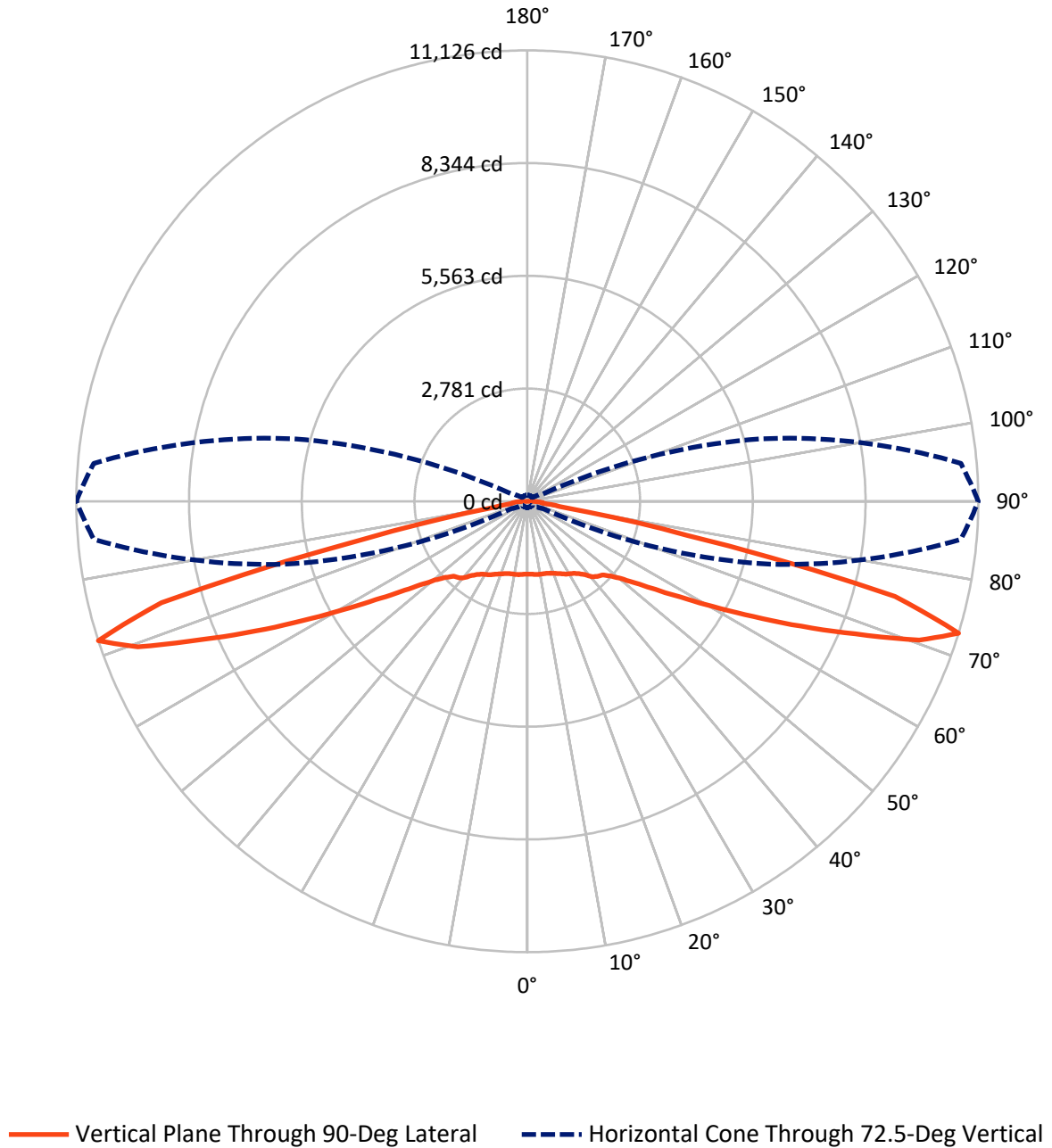
✕ Max cd
 - - - 1/2 Max cd



Based on 25 foot mounting height. Maximum calculated value = 2.9 fc
 Type I - Short - N/A

REPORT NUMBER: P961435
CATALOG NUMBER: NVN-SB2A-740-U-T1

Luminous Intensity Polar Plot



REPORT NUMBER: P961435
 CATALOG NUMBER: NVN-SB2A-740-U-T1

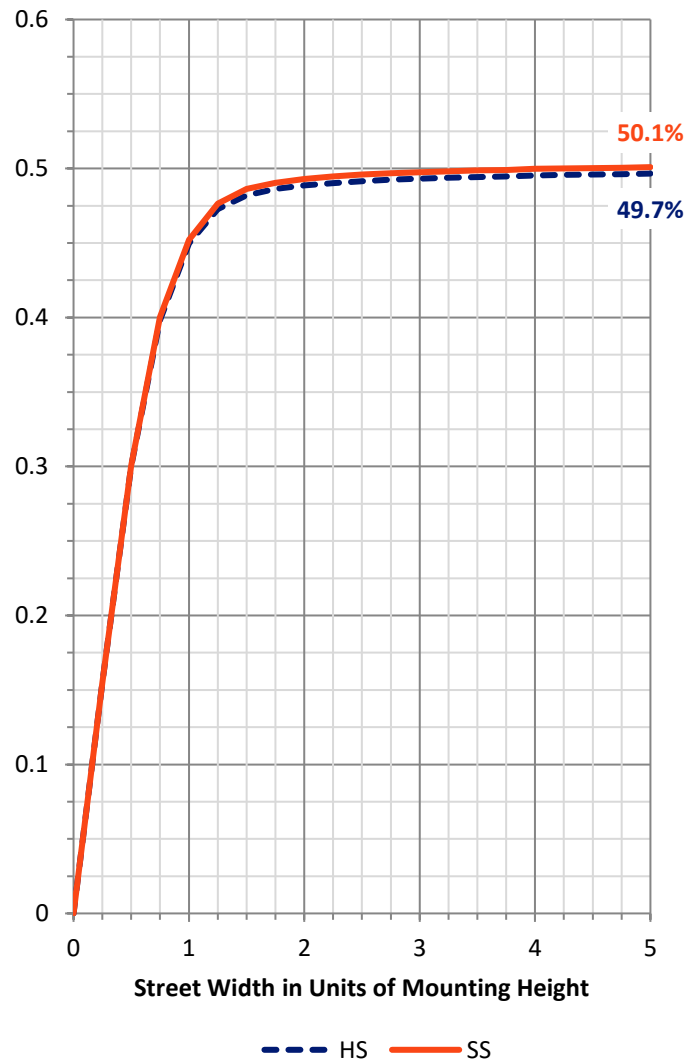
FLUX DISTRIBUTION:

		Downward	Upward	Total
House Side	Lumens	4811.9	0.0	4811.9
	% Fixture	50.0	0.0	50.0
Street Side	Lumens	4811.9	0.0	4811.9
	% Fixture	50.0	0.0	50.0
Total	Lumens	9623.7	0.0	9623.7
	% Fixture	100.0	0.0	100.0

ZONAL LUMENS:

Zone	Lumens	% Fixture
0°-10°	174.4	1.8
10°-20°	533.1	5.5
20°-30°	889.0	9.2
30°-40°	1222.6	12.7
40°-50°	1493.1	15.5
50°-60°	1727.0	17.9
60°-70°	2059.1	21.4
70°-80°	1437.1	14.9
80°-90°	88.3	0.9
90°-100°	0.0	0.0
100°-110°	0.0	0.0
110°-120°	0.0	0.0
120°-130°	0.0	0.0
130°-140°	0.0	0.0
140°-150°	0.0	0.0
150°-160°	0.0	0.0
160°-170°	0.0	0.0
170°-180°	0.0	0.0
0°-90°	9623.7	100.0
0°-180°	9623.7	100.0

Coefficient of Utilization



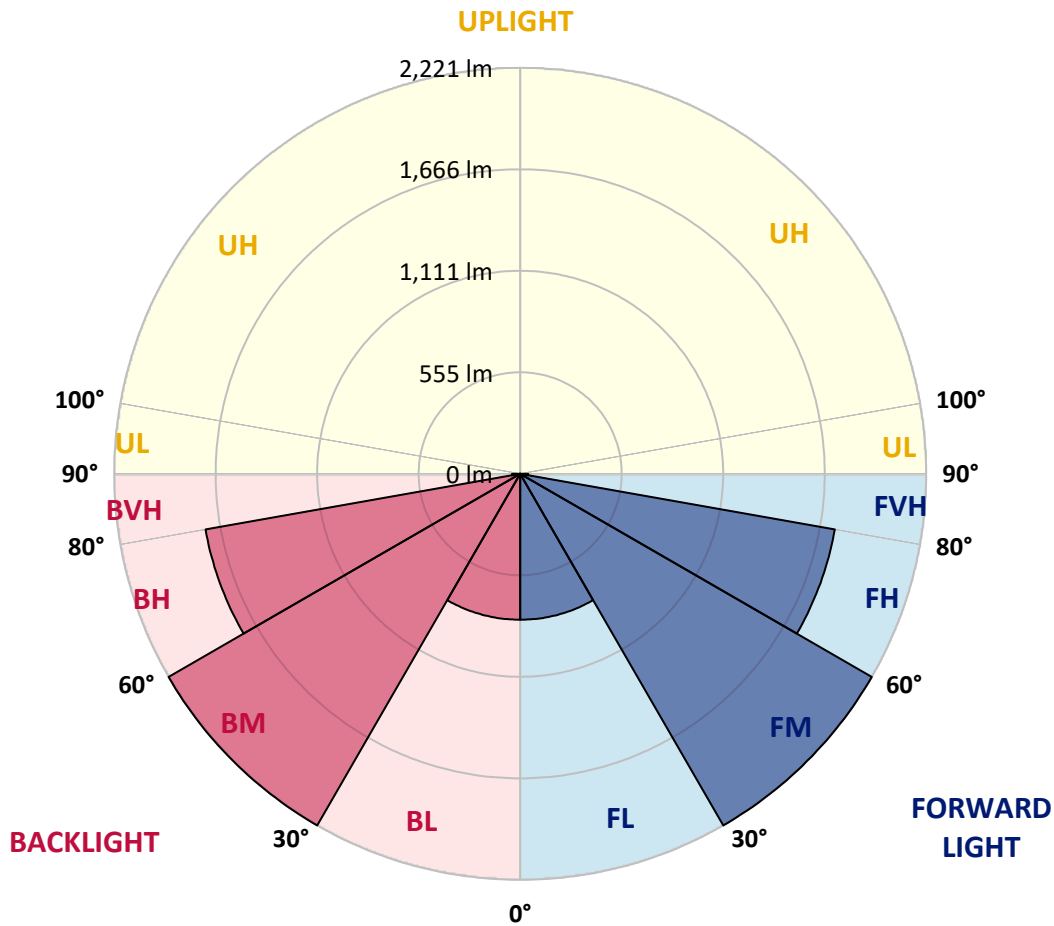
REPORT NUMBER: P961435
 CATALOG NUMBER: NVN-SB2A-740-U-T1

LUMINAIRE CLASSIFICATION SYSTEM LUMEN TABLE AND BUG RATING:

Zone	Lumens	% Fixture	Zone Rating/Lumen Limit		
			B	U	G
FL (0°-30°)	798.2	8.3			
FM (30°-60°)	2221.4	23.1			
FH (60°-80°)	1748.1	18.2			G1/1800
FVH (80°-90°)	44.1	0.5			G1/100
BL (0°-30°)	798.2	8.3	B2/1000		
BM (30°-60°)	2221.4	23.1	B2/2500		
BH (60°-80°)	1748.1	18.2	B3/2500		G3/2500
BVH (80°-90°)	44.1	0.5			G1/100
UL (90°-100°)	0.0	0.0		U0/0	
UH (100°-180°)	0.0	0.0		U0/0	

BUG Rating: B3-U0-G3

Type I Short



REPORT NUMBER: P961435
 CATALOG NUMBER: NVN-SB2A-740-U-T1

CANDELA DISTRIBUTION (FULL):

	0°	5°	15°	25°	35°	45°	55°	65°	75°	85°	90°
0°	1798.3	1798.3	1798.3	1798.3	1798.3	1798.3	1798.3	1798.3	1798.3	1798.3	1798.3
2.5°	1799.8	1801.8	1801.8	1800.3	1803.9	1800.8	1800.8	1799.3	1800.8	1799.3	1799.3
5°	1809.0	1811.6	1812.6	1812.1	1816.7	1814.1	1814.1	1812.1	1812.6	1811.1	1811.1
7.5°	1826.4	1830.0	1832.1	1834.6	1841.2	1838.2	1836.2	1830.0	1827.5	1823.4	1823.4
10°	1832.1	1836.2	1842.7	1856.1	1871.4	1872.0	1865.8	1850.4	1838.7	1829.5	1828.0
12.5°	1814.7	1820.3	1834.1	1861.2	1895.4	1909.3	1899.5	1874.0	1850.9	1834.6	1832.1
15°	1792.6	1798.8	1819.8	1860.7	1911.3	1943.5	1942.5	1908.8	1872.0	1846.3	1842.2
17.5°	1758.4	1764.5	1794.7	1852.0	1923.6	1976.8	1991.2	1956.3	1904.7	1870.4	1864.8
20°	1696.5	1702.1	1744.0	1824.4	1927.7	2012.1	2049.4	2018.7	1954.3	1907.7	1899.0
22.5°	1616.2	1624.9	1674.0	1776.8	1918.0	2048.9	2115.9	2094.9	2012.1	1947.6	1935.9
25°	1530.3	1539.4	1596.7	1718.5	1892.9	2075.5	2194.6	2181.4	2077.6	1997.2	1980.9
27.5°	1456.1	1465.9	1528.3	1660.7	1854.0	2085.8	2272.4	2279.1	2156.8	2051.9	2034.6
30°	1397.8	1407.0	1473.5	1614.2	1803.9	2075.5	2340.5	2386.5	2237.7	2099.5	2074.5
32.5°	1333.9	1345.6	1415.7	1557.4	1744.6	2050.9	2399.7	2502.5	2331.3	2150.7	2119.0
35°	1253.1	1263.8	1337.4	1479.7	1666.9	2011.6	2449.3	2631.5	2465.2	2228.5	2193.2
37.5°	1154.9	1165.1	1238.2	1382.5	1589.6	1956.3	2487.3	2776.7	2624.8	2340.5	2293.4
40°	1056.2	1065.9	1134.5	1274.1	1497.0	1885.8	2500.5	2918.9	2807.9	2494.4	2444.3
42.5°	965.7	974.4	1037.2	1167.2	1393.2	1795.7	2483.2	3042.7	2972.1	2601.8	2537.4
45°	882.3	889.9	945.7	1066.9	1285.4	1686.3	2431.0	3175.7	3167.5	2678.5	2591.6
47.5°	787.1	794.8	852.6	969.8	1177.4	1557.9	2342.5	3306.5	3439.1	2852.4	2752.1
50°	671.1	677.7	737.0	857.7	1065.4	1421.4	2219.7	3409.4	3781.7	3115.8	2990.0
52.5°	533.4	540.6	598.4	719.1	932.4	1274.6	2058.1	3476.4	4177.6	3500.5	3345.5
55°	396.9	402.0	452.1	560.6	767.7	1107.3	1855.6	3495.4	4626.6	4026.2	3832.4
57.5°	287.9	291.0	323.3	404.1	582.0	898.1	1609.6	3446.3	5161.2	4700.3	4456.4
60°	233.2	234.2	244.0	279.7	404.6	661.8	1312.4	3277.4	5741.1	5569.3	5261.9
62.5°	211.8	211.8	214.3	224.1	273.7	436.8	952.8	2927.6	6363.1	6667.4	6255.7
65°	196.9	196.9	197.9	202.5	215.9	278.2	601.5	2357.8	6887.3	7953.7	7433.1
67.5°	183.6	184.1	183.6	185.1	192.8	205.6	348.8	1628.5	7169.7	9286.6	8724.5
70°	169.8	170.9	168.3	168.3	174.5	175.0	218.4	893.0	6935.4	10403.6	10255.8
72.5°	153.4	155.0	150.9	149.9	154.5	152.4	164.2	428.7	5954.4	10737.1	11125.8
75°	139.1	141.1	131.9	129.4	129.4	127.8	133.5	220.0	3864.6	8758.7	9368.4
77.5°	126.3	130.4	115.6	107.4	105.4	100.8	109.0	134.5	1690.3	4112.1	4026.7
80°	104.3	110.0	95.1	85.4	81.8	76.7	85.9	94.1	502.8	954.9	914.5
82.5°	77.7	80.3	67.5	60.9	57.8	54.2	64.5	65.5	163.7	338.0	382.0
85°	49.6	50.6	41.4	35.8	34.2	32.7	40.9	35.8	62.4	248.6	361.1
87.5°	17.4	20.0	15.9	14.3	15.4	12.8	19.0	10.8	17.4	175.5	217.4
90°	0.0	0.0	0.0	0.0	0.0	0.0	0.0	0.0	0.0	0.0	0.0

(END OF REPORT)